

COVID-19 - Aggiornamento alla Settimana 46 (09/11/2020 - 15/11/2020)

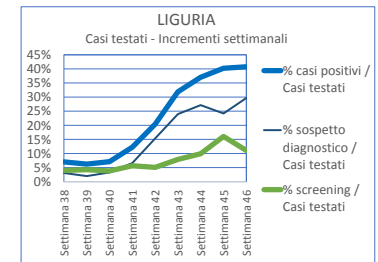
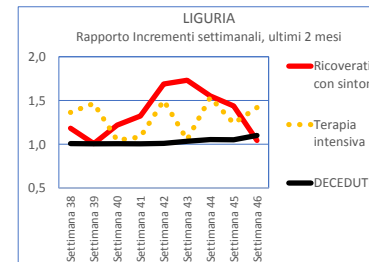
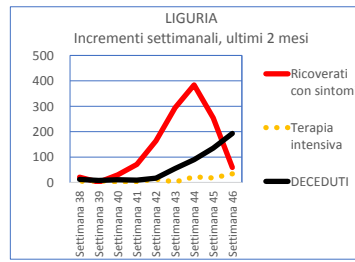
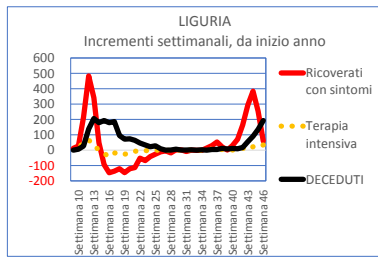
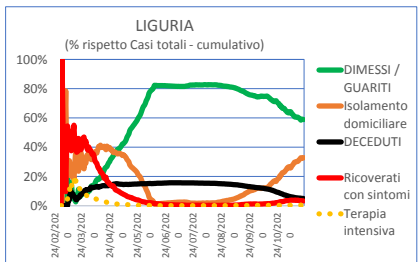
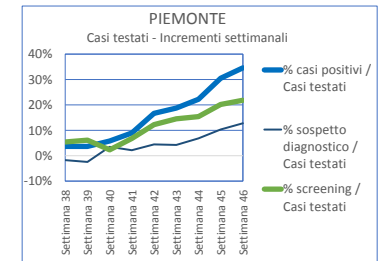
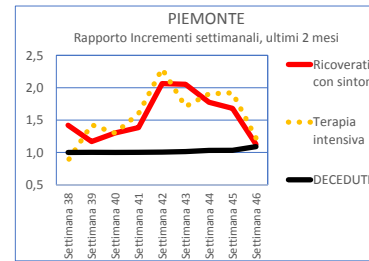
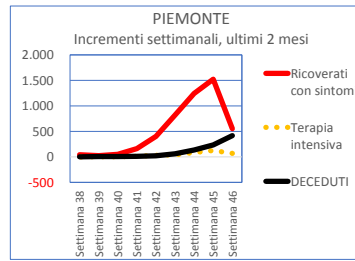
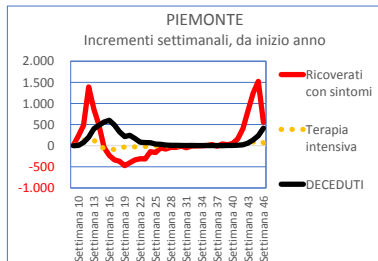
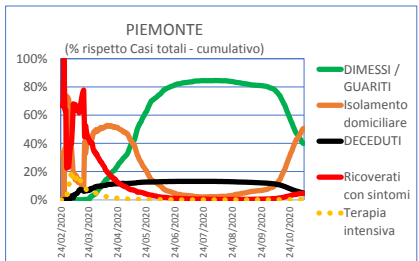
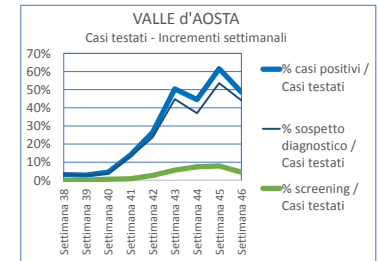
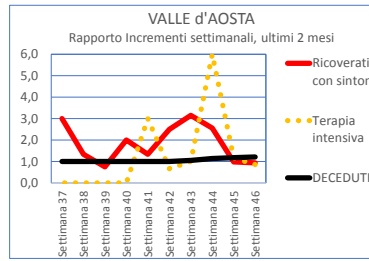
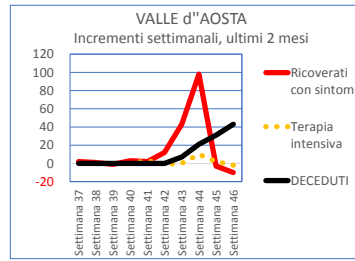
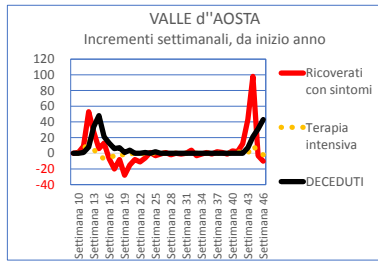
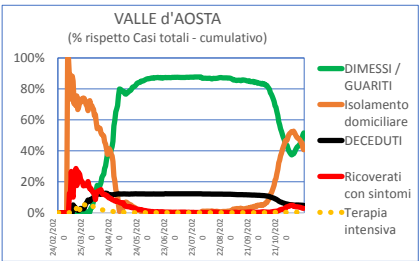
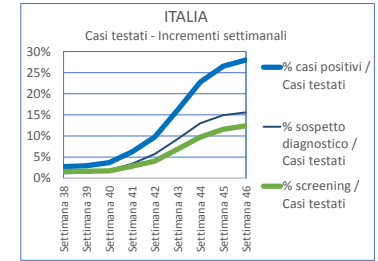
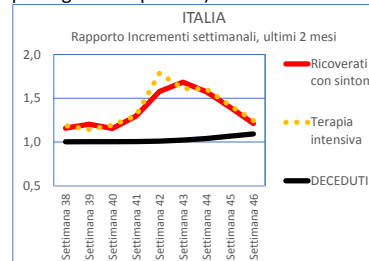
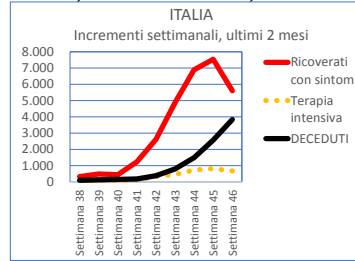
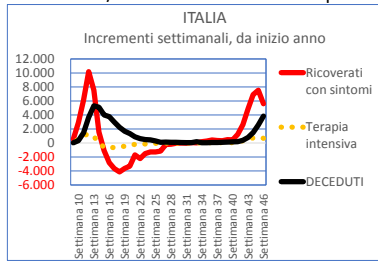
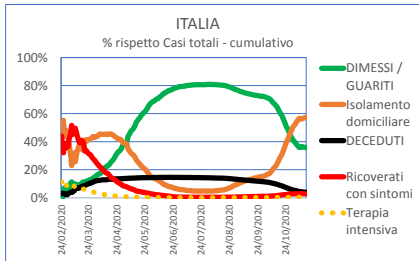
		a	b	c	d	e	f	Incremento settimanale				Progressivo					
		POSITIVI AL COVID-19			DIMESSI / GUARITI	DECEDUTI	NUOVI Casi	Rapporto rispetto alla settimana precedente				TAMPONI			Rispetto alla popolazione		
		Ricoverati con sintomi	Terapia intensiva	Isolamento domiciliare				Ricoverati con sintomi	Terapia intensiva	Isolamento domiciliare	DECEDUTI	% sospetto diagnostico / Casi testati	% screening / Casi testati	% casi positivi / Casi testati	% Casi Totali	% Decessi	% Totale attualmente positivi
colore nella settimana																	
ABRUZZO	Settimana 46	81	16	3.606	877	83	4.663	1,17	1,37	1,41	1,14	11,05%	22,01%	33,06%	1,451%	0,051%	0,986%
BASILICATA	Settimana 46	53	10	1.252	126	15	1.456	1,52	1,63	1,49	1,23	4,12%	8,53%	12,65%	0,873%	0,014%	0,696%
CALABRIA	Settimana 46	109	25	1.885	575	34	2.628	1,47	2,56	1,40	1,24	0,71%	11,97%	12,68%	0,514%	0,009%	0,358%
CAMPANIA	Settimana 46	407	8	18.190	5.460	203	24.268	1,22	1,04	1,27	1,25	21,46%	0,04%	21,50%	1,904%	0,018%	1,511%
EMILIA-ROMAGNA	Settimana 46	449	52	14.848	1.535	228	17.112	1,24	1,27	1,41	1,05	14,86%	14,65%	29,51%	1,985%	0,113%	1,193%
FRIULI VENEZIA GIULIA	Settimana 46	100	-2	2.188	1.846	77	4.209	1,33	0,96	1,30	1,17	31,64%	6,51%	38,14%	1,555%	0,043%	0,815%
LAZIO	Settimana 46	473	37	15.421	2.296	233	18.460	1,18	1,16	1,32	1,16	3,17%	9,23%	12,39%	1,429%	0,028%	1,141%
LIGURIA	Settimana 46	59	34	3.237	3.424	193	6.947	1,04	1,42	1,29	1,10	29,68%	11,07%	40,75%	2,771%	0,135%	1,005%
LOMBARDIA	Settimana 46	1.556	187	28.388	28.871	1.024	60.026	1,25	1,29	1,23	1,06	27,15%	13,01%	40,16%	3,188%	0,193%	1,616%
MARCHE	Settimana 46	-10	8	3.810	658	61	4.527	0,98	1,12	1,39	1,06	34,01%	-0,54%	33,47%	1,516%	0,072%	0,913%
MOLISE	Settimana 46	21	0	349	164	19	553	1,54	1,00	1,22	1,40	10,57%	0,00%	10,57%	0,965%	0,022%	0,648%
P.A. Bolzano	Settimana 46	81	4	2.218	1.816	57	4.176	1,20	1,10	1,29	1,17	54,88%	0,00%	54,88%	3,355%	0,077%	1,995%
P.A. Trento	Settimana 46	115	13	81	1.414	59	1.682	1,45	1,65	1,03	1,13	15,90%	22,03%	37,93%	2,344%	0,098%	0,552%
PIEMONTE	Settimana 46	554	68	16.410	10.237	417	27.686	1,13	1,22	1,33	1,09	12,77%	21,84%	34,60%	2,856%	0,115%	1,622%
PUGLIA	Settimana 46	381	57	7.077	1.074	148	8.737	1,43	1,46	1,44	1,18	6,63%	17,22%	23,85%	0,847%	0,024%	0,608%
SARDEGNA	Settimana 46	110	5	1.678	1.062	67	2.922	1,28	1,09	1,21	1,26	5,77%	6,90%	12,67%	0,918%	0,019%	0,618%
SICILIA	Settimana 46	226	40	7.074	2.701	220	10.261	1,18	1,23	1,35	1,33	15,97%	9,53%	25,50%	0,821%	0,018%	0,570%
TOSCANA	Settimana 46	260	48	8.553	7.278	318	16.457	1,18	1,21	1,20	1,20	22,06%	6,65%	28,71%	2,122%	0,050%	1,398%
UMBRIA	Settimana 46	13	9	1.273	2.577	65	3.937	1,04	1,15	1,14	1,35	7,98%	19,91%	27,88%	2,124%	0,028%	1,248%
VALLE d'AOSTA	Settimana 46	-10	-2	135	945	43	1.111	0,94	0,86	1,07	1,21	44,09%	4,55%	48,64%	4,135%	0,195%	1,809%
VENETO	Settimana 46	579	56	9.901	10.800	271	21.607	1,43	1,30	1,20	1,11	3,32%	49,45%	52,77%	1,615%	0,058%	1,253%
ITALIA	Settimana 46	5.607	673	147.574	85.736	3.835	243.425	1,21	1,24	1,28	1,09	15,58%	12,42%	28,01%	1,944%	0,075%	1,175%
somma		5.607	673	147.574	85.736	3.835	243.425										
		VERO	VERO	VERO	VERO	VERO	VERO										
ITALIA	Settimana 45	7.538	810	172.159	42.694	2.568	225.769	1,40	1,42	1,48	1,07	14,94%	11,59%	26,53%	1,542%	0,068%	0,921%

		Incremento settimanale				Progressivo											
		POSITIVI AL COVID-19			DIMESSI / GUARITI	DECEDUTI	NUOVI Casi	Rapporto rispetto alla settimana precedente				TAMPONI			Rispetto alla popolazione		
		Ricoverati con sintomi	Terapia intensiva	Isolamento domiciliare				Ricoverati con sintomi	Terapia intensiva	Isolamento domiciliare	DECEDUTI	% sospetto diagnostico / Casi testati	% screening / Casi testati	% casi positivi / Casi testati	% Casi Totali	% Decessi	% Totale attualmente positivi

Settimana 53	28/12/2020 - 03/01/2021
Settimana 52	21/12/2020 - 27/12/2020
Settimana 51	14/12/2020 - 20/12/2020
Settimana 50	07/12/2020 - 13/12/2020
Settimana 49	30/11/2020 - 06/12/2020
Settimana 48	23/11/2020 - 29/11/2020
Settimana 47	16/11/2020 - 22/11/2020
Settimana 46	09/11/2020 - 15/11/2020
Settimana 45	02/11/2020 - 08/11/2020
Settimana 44	26/10/2020 - 01/11/2020
Settimana 43	19/10/2020 - 25/10/2020
Settimana 42	12/10/2020 - 18/10/2020
Settimana 41	05/10/2020 - 11/10/2020
Settimana 40	28/09/2020 - 04/10/2020
Settimana 39	21/09/2020 - 27/09/2020
Settimana 38	14/09/2020 - 20/09/2020
Settimana 37	07/09/2020 - 13/09/2020
Settimana 36	31/08/2020 - 06/09/2020
Settimana 35	24/08/2020 - 30/08/2020
Settimana 34	17/08/2020 - 23/08/2020
Settimana 33	10/08/2020 - 16/08/2020
Settimana 32	03/08/2020 - 09/08/2020
Settimana 31	27/07/2020 - 02/08/2020
Settimana 30	20/07/2020 - 26/07/2020
Settimana 29	13/07/2020 - 19/07/2020
Settimana 28	06/07/2020 - 12/07/2020
Settimana 27	29/06/2020 - 05/07/2020
Settimana 26	22/06/2020 - 28/06/2020
Settimana 25	15/06/2020 - 21/06/2020
Settimana 24	08/06/2020 - 14/06/2020
Settimana 23	01/06/2020 - 07/06/2020
Settimana 22	25/05/2020 - 31/05/2020
Settimana 21	18/05/2020 - 24/05/2020
Settimana 20	11/05/2020 - 17/05/2020
Settimana 19	04/05/2020 - 10/05/2020
Settimana 18	27/04/2020 - 03/05/2020
Settimana 17	20/04/2020 - 26/04/2020
Settimana 16	13/04/2020 - 19/04/2020
Settimana 15	06/04/2020 - 12/04/2020
Settimana 14	30/03/2020 - 05/04/2020
Settimana 13	23/03/2020 - 29/03/2020
Settimana 12	16/03/2020 - 22/03/2020
Settimana 11	09/03/2020 - 15/03/2020
Settimana 10	02/03/2020 - 08/03/2020
Settimana 9	24/02/2020 - 01/03/2020

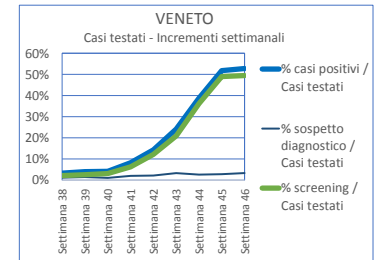
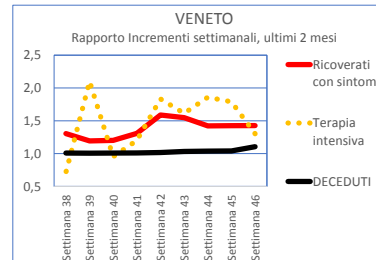
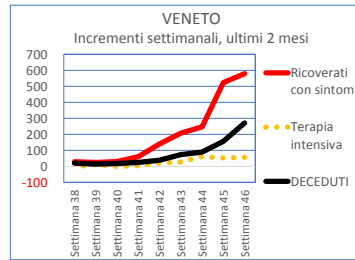
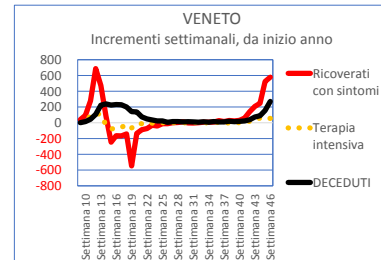
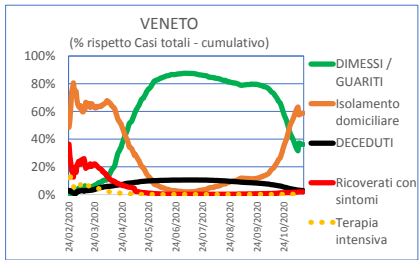
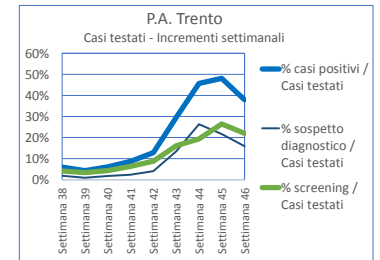
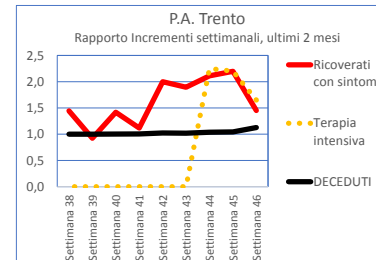
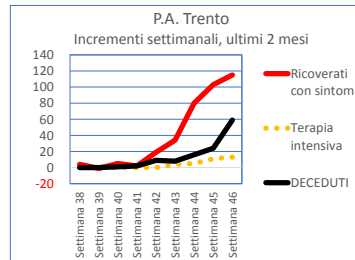
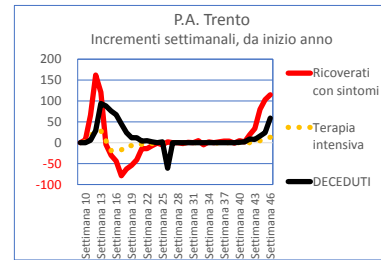
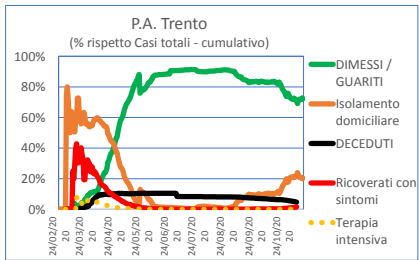
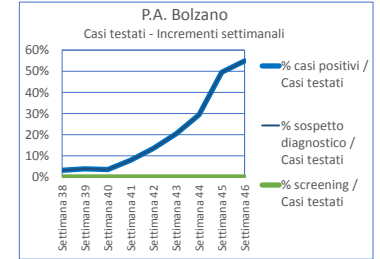
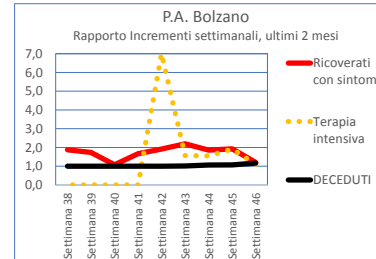
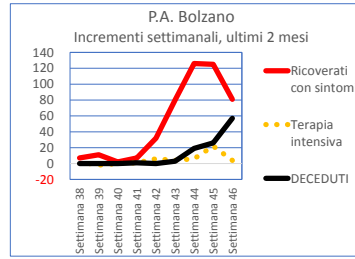
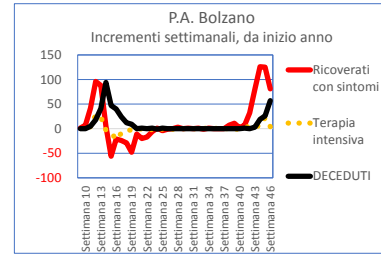
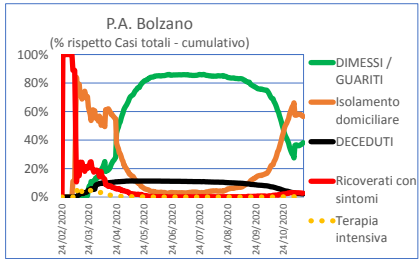
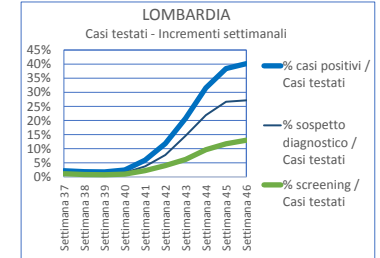
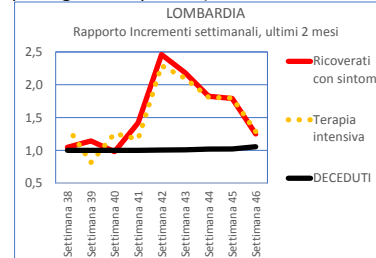
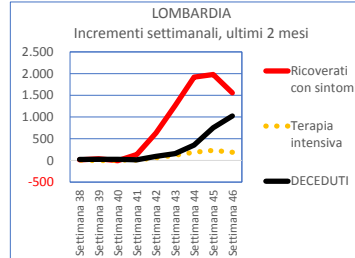
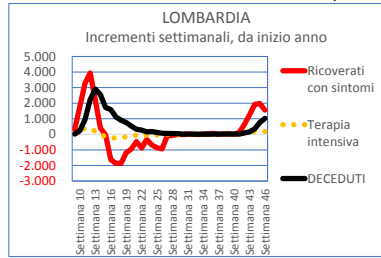
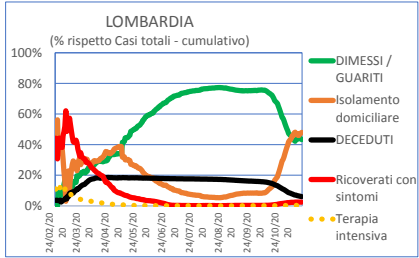
Attenzione: le SCALE VERTICALI di ogni Regione non sono uguali !!

Incrementi/decrementi settimanali: per la più recente, se non è terminata, è una STIMA sui primi giorni disponibili)



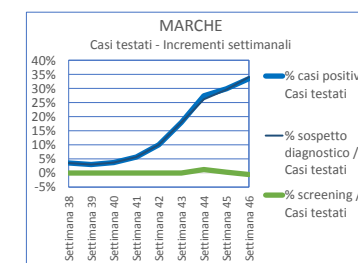
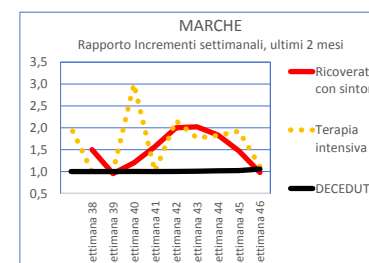
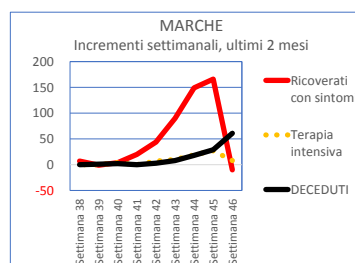
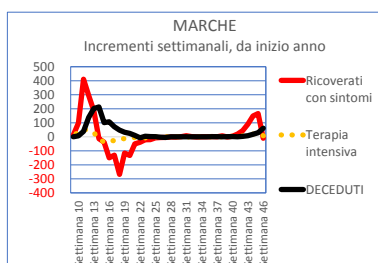
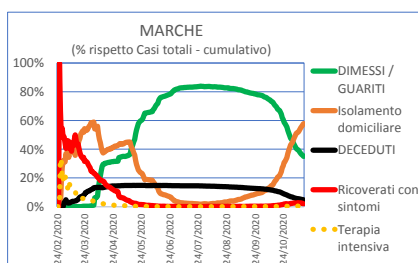
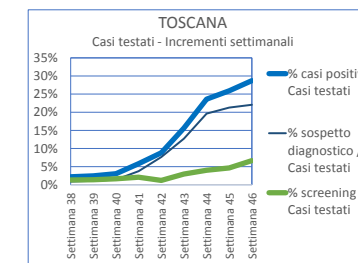
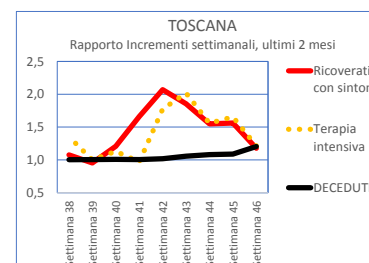
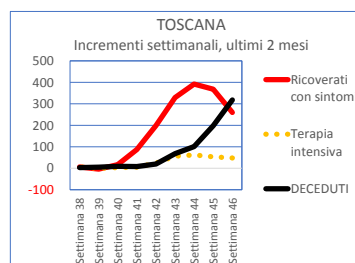
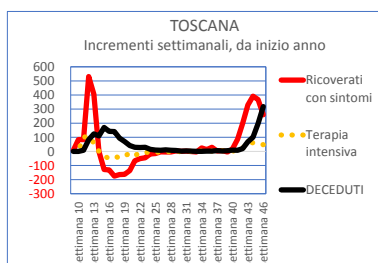
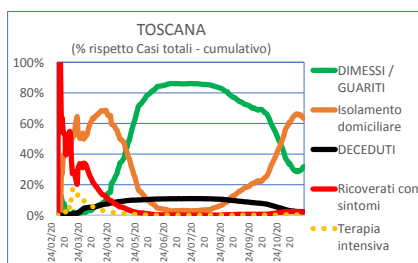
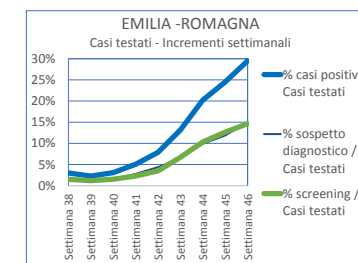
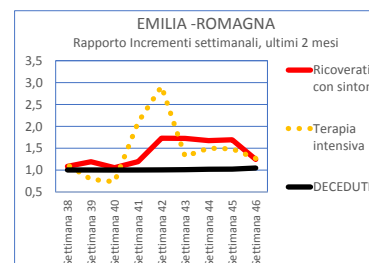
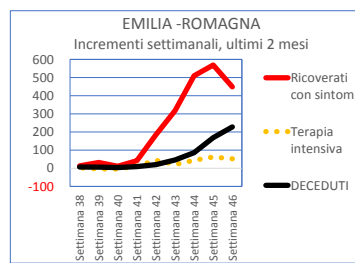
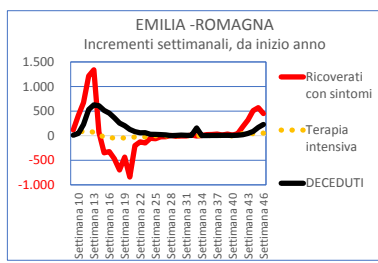
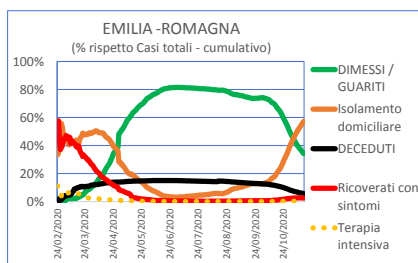
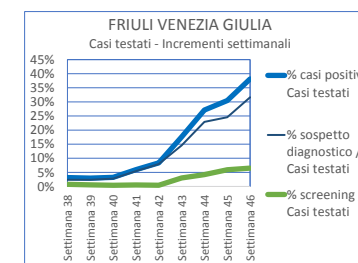
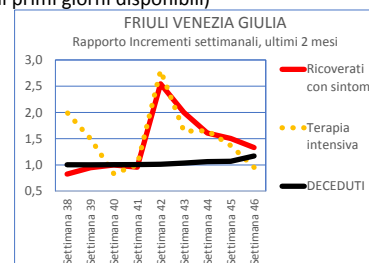
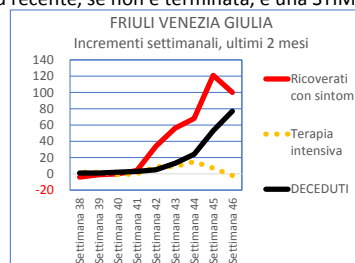
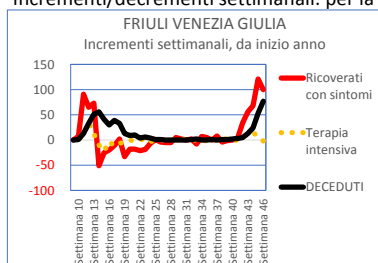
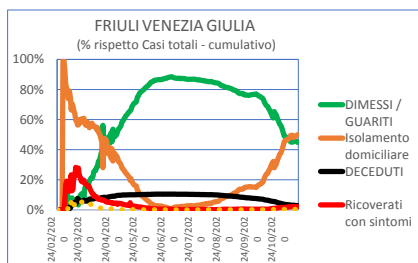
Attenzione: le SCALE VERTICALI di ogni Regione non sono uguali !!

Incrementi/decrementi settimanali: per la più recente, se non è terminata, è una STIMA sui primi giorni disponibili)

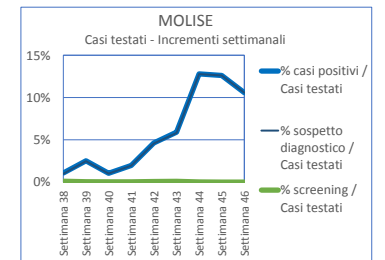
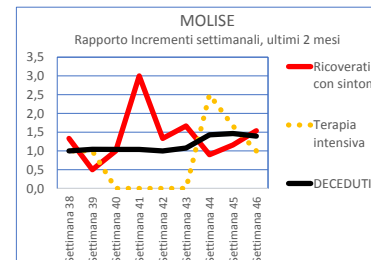
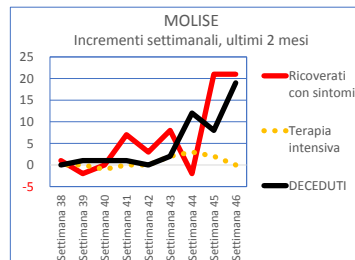
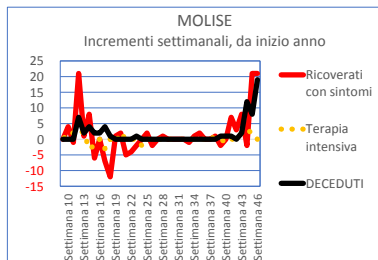
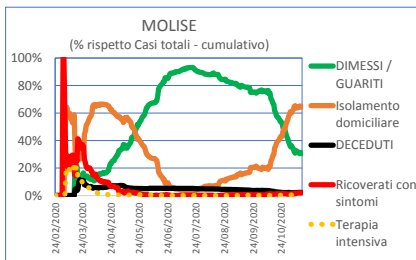
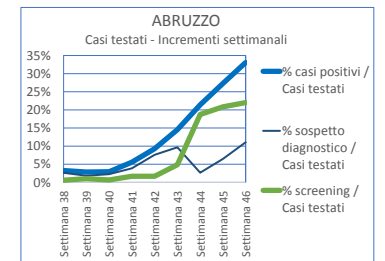
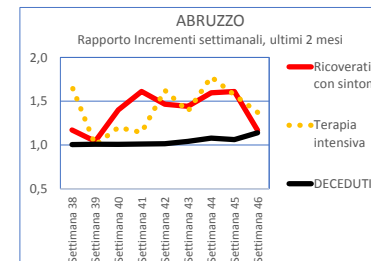
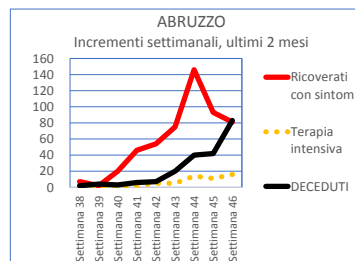
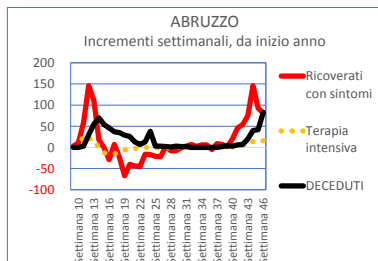
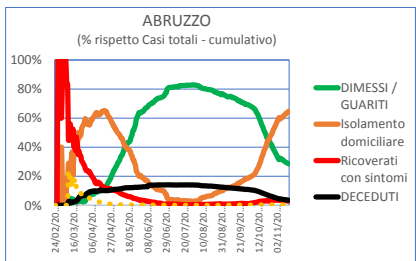
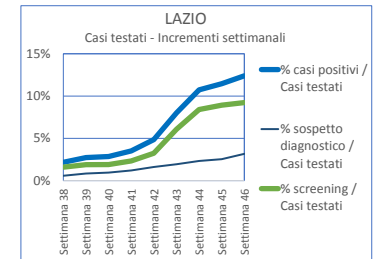
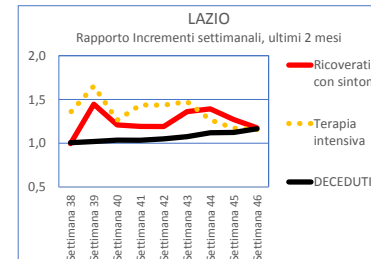
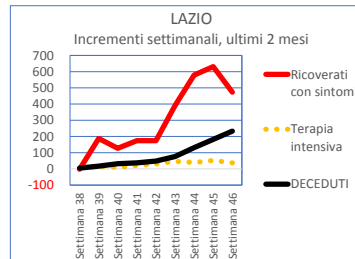
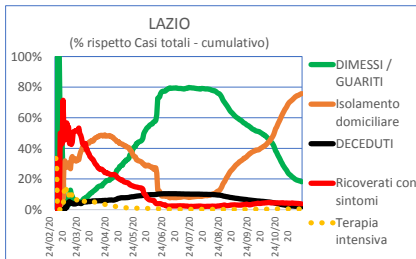
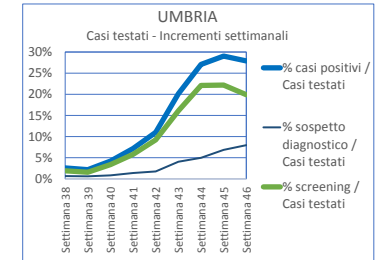
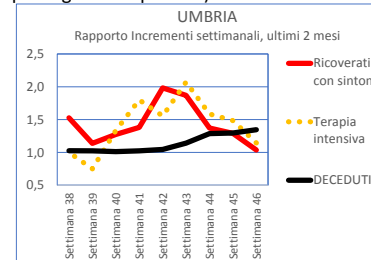
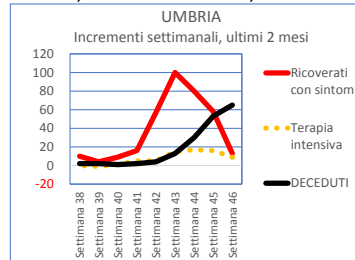
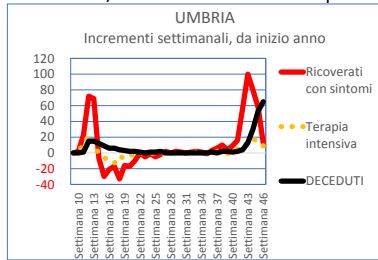
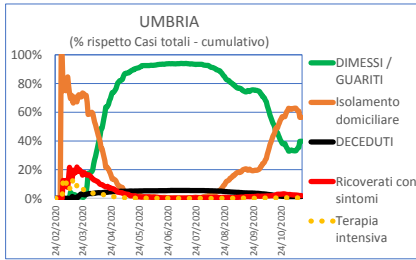


Attenzione: le SCALE VERTICALI di ogni Regione non sono uguali !!

Incrementi/decrementi settimanali: per la più recente, se non è terminata, è una STIMA sui primi giorni disponibili)

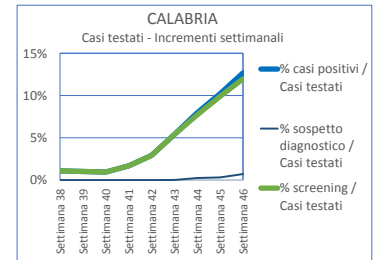
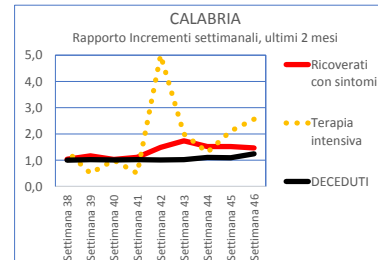
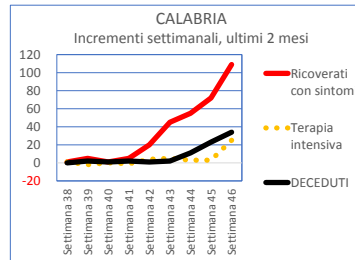
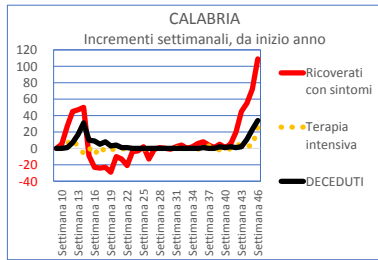
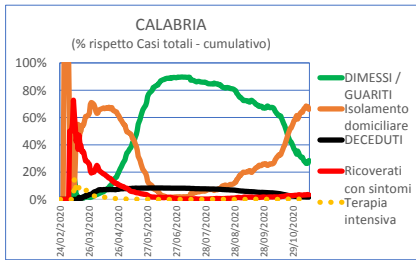
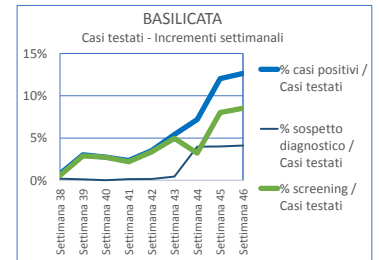
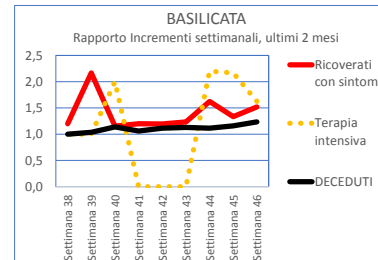
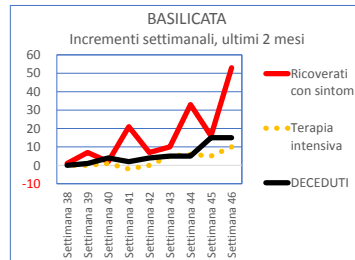
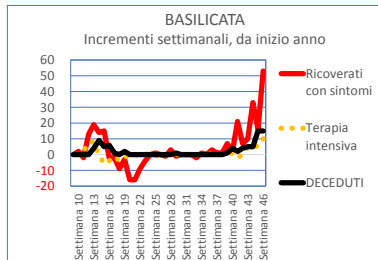
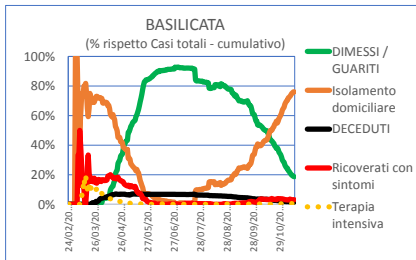
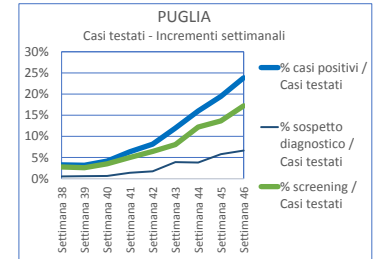
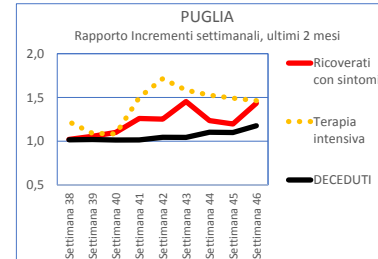
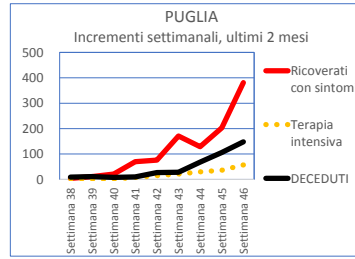
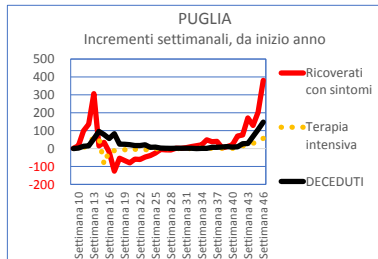
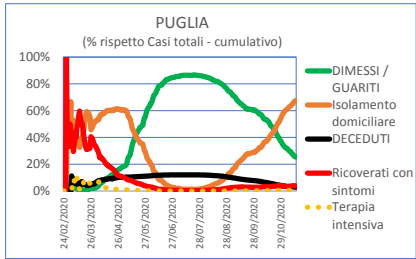
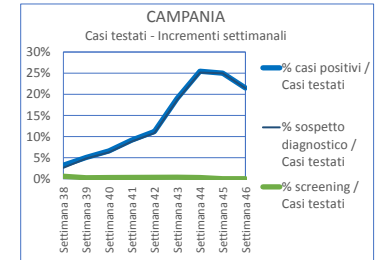
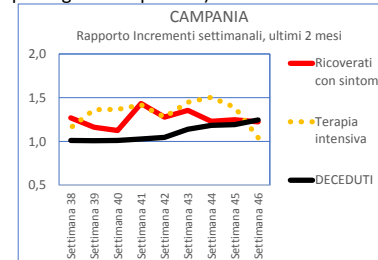
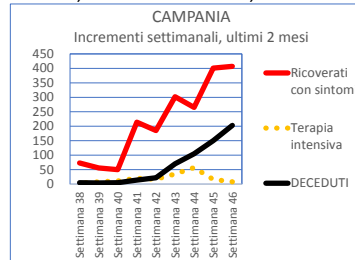
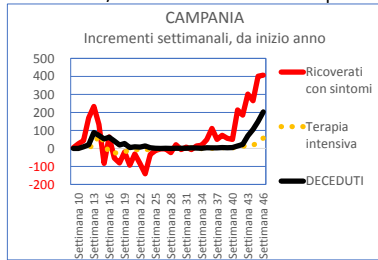
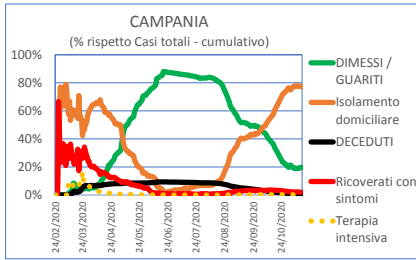


Attenzione: le SCALE VERTICALI di ogni Regione non sono uguali !!
 Incrementi/decrementi settimanali: per la più recente, se non è terminata, è una STIMA sui primi giorni disponibili)



Attenzione: le SCALE VERTICALI di ogni Regione non sono uguali !!

Incrementi/decrementi settimanali: per la più recente, se non è terminata, è una STIMA sui primi giorni disponibili)



Attenzione: le SCALE VERTICALI di ogni Regione non sono uguali !!
 Incrementi/decrementi settimanali: per la più recente, se non è terminata, è una STIMA sui primi giorni disponibili)

